



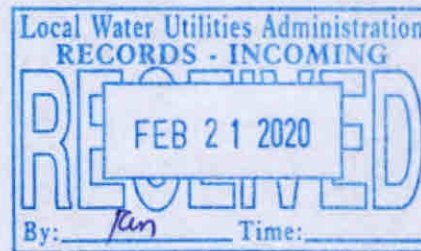
## LICAB WATER DISTRICT

Don Dalmacio Ave.,  
Poblacion Sur, Licab, Nueva Ecija  
09258158581

February 20, 2020

**MS. ANABELLE C. GRAVADOR**

Manager – UDEV-I  
Local Water Utilities Administration  
MWSS-LWUA Complex  
Katipunan Avenue, Balara  
Quezon City 1105



Dear Ma'am:

Transmitting herewith is the Licab Water District's Detailed Financial Statements as at December 31, 2019 with comparative figures of December 31, 2018 together with other documents required as follows:

**PER COA Circular No. 2017-004**

1. Comparative Condensed and Detailed Statement of Financial Position
2. Comparative Condensed and Detailed Statement of Comprehensive Income
3. Comparative Condensed and Detailed Statement of Cash Flows
4. Comparative Detailed Statement of Comprehensive Income
5. Comparative Statement of Changes in Equity
6. Notes of Financial Statements
7. Statement of Management Responsibility

Government Accountancy Office  
Office of the Director  
RECEIVED

By: [Signature]  
Date: FEB 21 2020

**PER COA Circular No. 2015-004**

1. Pre-Closing Trial Balance
2. Post-Closing Trial Balance
3. Statement/Aging of Accounts Receivable – Sch. 1
4. Statement/Aging of Accounts Payable – Sch. 2
5. Aging of Unliquidated Cash Advances for Payroll – Sch. 3
6. Aging of Unliquidated Cash Advances for Operating Expenses – Sch. 4
7. Aging of Unliquidated Cash Advances for Officers and Employees – Sch. 5
8. Aging of Unliquidated Cash Advances to Special Disbursing Officer – Sch. 6
9. Summary of PPE – Sch. 7
10. Schedule of Taxes Paid – Sch. 8
11. Schedule of Dividends Paid – Sch. 9
12. Breakdown of Domestic Loans – Sch. 10
13. Breakdown of Foreign Borrowings – Sch. 11
14. Schedule of Subsidies Received from the NG and other GOCCs – Sch. 12
15. Annual Growth in Subsidy Income from the National Government – Sch. 13
16. Summary of Discretionary, Representation, Extraordinary, Promotional, Confidential and Consultancy Expenses period ended December 31, 2019 – Sch. 14
17. Schedule of Inter-Agency Receivables – Sch. 15
18. Schedule of Inter-Agency Payables – Sch. 16
19. Roster of Membership of Governing Board

For your record reference.  
Thank you and more power.

Respectfully yours,

[Signature]  
ANNE LORELIE DL. LAURETA  
General Manager



## LICAB WATER DISTRICT

Don Dalmacio Ave.,  
Poblacion Sur, Licab, Nueva Ecija  
09258158581

February 20, 2020

**DIR. LUZVI PANGAN-CHATTO**  
Director IV  
Government Accounting Office

Dear Ma'am:

Transmitting herewith is the Licab Water District's Detailed Financial Statements as at December 31, 2019 with comparative figures of December 31, 2018 together with other documents required as follows:

**PER COA Circular No. 2017-004**

1. Comparative Condensed and Detailed Statement of Financial Position
2. Comparative Condensed and Detailed Statement of Comprehensive Income
3. Comparative Condensed and Detailed Statement of Cash Flows
4. Comparative Detailed Statement of Comprehensive Income
5. Comparative Statement of Changes in Equity
6. Notes of Financial Statements
7. Statement of Management Responsibility

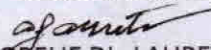
**PER COA Circular No. 2015-004**

1. Pre-Closing Trial Balance
2. Post-Closing Trial Balance
3. Statement/Aging of Accounts Receivable – Sch. 1
4. Statement/Aging of Accounts Payable – Sch. 2
5. Aging of Unliquidated Cash Advances for Payroll – Sch. 3
6. Aging of Unliquidated Cash Advances for Operating Expenses – Sch. 4
7. Aging of Unliquidated Cash Advances for Officers and Employees – Sch. 5
8. Aging of Unliquidated Cash Advances to Special Disbursing Officer – Sch. 6
9. Summary of PPE – Sch. 7
10. Schedule of Taxes Paid – Sch. 8
11. Schedule of Dividends Paid – Sch. 9
12. Breakdown of Domestic Loans – Sch. 10
13. Breakdown of Foreign Borrowings – Sch. 11
14. Schedule of Subsidies Received from the NG and other GOCCs – Sch. 12
15. Annual Growth in Subsidy Income from the National Government – Sch. 13
16. Summary of Discretionary, Representation, Extraordinary, Promotional, Confidential and Consultancy Expenses period ended December 31, 2019 – Sch. 14
17. Schedule of Inter-Agency Receivables – Sch. 15
18. Schedule of Inter-Agency Payables – Sch. 16
19. Roster of Membership of Governing Board

For your record reference.  
Thank you and more power.

Government Accountancy Office  
Office of the Director  
RECEIVED  
By: Carol  
Date: FEB 21 2020

Respectfully yours,

  
ANNE LORELIE DL. LAURETA  
General Manager




# LICAB WATER DISTRICT

Don Dalmacio Ave.,  
Poblacion Sur, Licab, Nueva Ecija  
09258158581

February 14, 2020

**Ms. Priscila R. Esguerra**  
State Auditor IV  
OFFICE OF THE SUPERVISING AUDITOR  
Water District Group  
COA Regional Office No.III  
San Fernando, Pampanga



Sir/Ma'am:

Transmitting herewith is the Licab Water District's Detailed Financial Statements as at December 31, 2019 with comparative figures of December 31, 2018 together with other documents required as follows:

**PER COA Circular no. 2017-004**

1. Comparative Condensed and Detailed Statement of Financial Position
2. Comparative Condensed and Detailed Statement of Comprehensive Income
3. Comparative Condensed and Detailed Statement of Cash Flows
4. Comparative Detailed Statement of Comprehensive Income
5. Comparative Statement of Changes in Equity
6. Notes to Financial Statements
7. Statement of Management Responsibility

**PER COA Circular No. 2015-004**

1. Pre-Closing Trial Balance
2. Post-Closing Trial Balance
3. Statement/Aging of Accounts Receivable – Sch. 1
4. Statement/Aging of Accounts Payable – Sch. 2
5. Aging of Unliquidated Cash Advances for Payroll – Sch. 3
6. Aging of Unliquidated Cash Advances for Operating Expenses Sch. 4
7. Aging of Unliquidated Cash Advances for Officers and Employees – Sch. 5
8. Aging of Unliquidated Cash Advances to Special Disbursing Officer – Sch. 6
9. Summary of PPE – Sch. 7
10. Schedule of Taxes Paid – Sch. 8
11. Schedule of Dividends Paid – Sch. 9
12. Breakdown of Domestic Loans – Sch. 10
13. Breakdown of Foreign Borrowings – Sch. 11
14. Schedule of Subsidies Received from the NG and other GOCCs – Sch. 12
15. Annular Growth in Subsidy Income from the National Government – Sch. 13
16. Summary of Discretionary, Representation, Extraordinary, Promotional, Confidential and Consultancy Expenses period ended December 31, 2019 – Sch. 14
17. Schedule of Inter-Agency Receivables – Sch. 15
18. Schedule Inter-Agency Payables – Sch. 16
19. Roster of Membership of Governing Board

For your record and reference.

Thank you and more power.

Respectfully yours,

  
ANNE LOBELIE DL. LAURETA  
General Manager

**LICAB WATER DISTRICT**  
**Statement of Financial Position**  
**For the Year Ended December 31, 2019**  
**(With Corresponding Figures for December 31,2018)**

|                                      | Note     | December 31, 2019      | December 31, 2018    |
|--------------------------------------|----------|------------------------|----------------------|
| <b>ASSETS</b>                        |          |                        |                      |
| <b>CURRENT ASSETS</b>                |          |                        |                      |
| Cash on Hand                         |          |                        |                      |
| Cash & Cash Equivalents              | 4 P      | 4,702,979.01 P         | 3,084,972.88         |
| Receivables                          | 5        | 1,619,401.01           | 2,138,320.35         |
| Inventories                          | 6        | 769,046.92             | 774,700.58           |
| Other Current Assets                 | 7        | 125,819.25             | 110,718.60           |
| <b>Total Current Assets</b>          | <b>P</b> | <b>7,217,246.19 P</b>  | <b>6,108,712.41</b>  |
| <b>NON-CURRENT ASSETS</b>            |          |                        |                      |
| Property, Plant and Equipment, net   | 8        | 36,540,960.40          | 37,561,941.48        |
| Construction in Progress             | 9        | 5,683,772.61           | 2,581,586.90         |
| Other Assets                         | 10       | 12,000.00              | 12,000.00            |
| <b>Total Non-Current Assets</b>      |          | <b>42,236,733.01</b>   | <b>40,155,528.38</b> |
| <b>TOTAL ASSETS</b>                  | <b>P</b> | <b>49,453,979.20 P</b> | <b>46,264,240.79</b> |
| <b>LIABILITIES AND EQUITY</b>        |          |                        |                      |
| <b>CURRENT LIABILITIES</b>           |          |                        |                      |
| Financial Liabilities                | 11       | 3,602,203.46           | 1,890,809.89         |
| Inter-Agency Payables                | 12       | 210,945.09             | 332,202.58           |
| <b>Total Current Liabilities</b>     | <b>P</b> | <b>3,813,148.55 P</b>  | <b>2,223,012.47</b>  |
| <b>NON-CURRENT LIABILITIES</b>       |          |                        |                      |
| Financial Liabilities                | 11       | 31,489,982.63          | 29,517,607.12        |
| Other Deferred Credits               | 13       | 6,140.98               | 4,311.02             |
| <b>Total Non-Current Liabilities</b> | <b>P</b> | <b>31,496,123.61 P</b> | <b>29,521,918.14</b> |
| <b>TOTAL LIABILITIES</b>             | <b>P</b> | <b>35,309,272.16 P</b> | <b>31,744,930.61</b> |
| <b>EQUITY</b>                        |          |                        |                      |
| Retained Earnings                    |          | 14,144,707.04          | 14,519,310.17        |
| <b>Total Equity</b>                  | <b>P</b> | <b>14,144,707.04 P</b> | <b>14,519,310.17</b> |
| <b>TOTAL LIABILITY AND EQUITY</b>    | <b>P</b> | <b>49,453,979.20 P</b> | <b>46,264,240.79</b> |

(0.00)

See accompanying Notes to Financial Statements.

**LICAB WATER DISTRICT**  
**Statement of Comprehensive Income**  
**for the Year ended December 31, 2019**  
**(With Corresponding Figures for December 31,2018)**

|   | Note            | December 31, 2019    | December 31, 2018    |
|---|-----------------|----------------------|----------------------|
| <b>INCOME</b>                               |                 |                      |                      |
| Business Income                             | 14 P            | 12,813,840.20 P      | 11,853,957.52        |
| Other Business Income                       |                 | 1,305,627.59         | 1,031,585.79         |
| Business Income-Fines and Penalties         |                 | 307,617.35           | 273,575.36           |
| Other Income                                |                 | 3,267.97             | 2,730.82             |
| <b>Gross Income</b>                         |                 | <b>14,430,353.11</b> | <b>13,161,849.49</b> |
| <b>Less: Expenses</b>                       |                 |                      |                      |
| Personal Services                           | 15              | 4,506,406.42         | 4,031,864.90         |
| Maintenance and Other Operating Expenses    | 16              | 6,057,098.48         | 3,790,720.04         |
| Non-Cash Expenses                           | 18              | 2,604,994.10         | 2,044,527.32         |
| Financial Expenses                          | 19              | 1,012,707.00         | 1,056,328.00         |
| <b>Total Expenses</b>                       |                 | <b>14,181,206.00</b> | <b>10,923,440.26</b> |
| <b>Income (Loss) from Operations</b>        |                 | <b>249,147.11</b>    | <b>2,238,409.23</b>  |
| <b>Add (Deduct) Other Income (Expenses)</b> |                 |                      |                      |
| Other General Income                        |                 |                      |                      |
| <b>Total Other Income (Expenses)</b>        |                 |                      |                      |
| <b>Net Income (Loss) Before Income Tax</b>  | <b>1.3.21 P</b> | <b>249,147.11 P</b>  | <b>2,238,409.23</b>  |

0.00

-

See accompanying Notes to Financial Statements.

